

Product description

SN3E65-250-F-GR-TM-SS

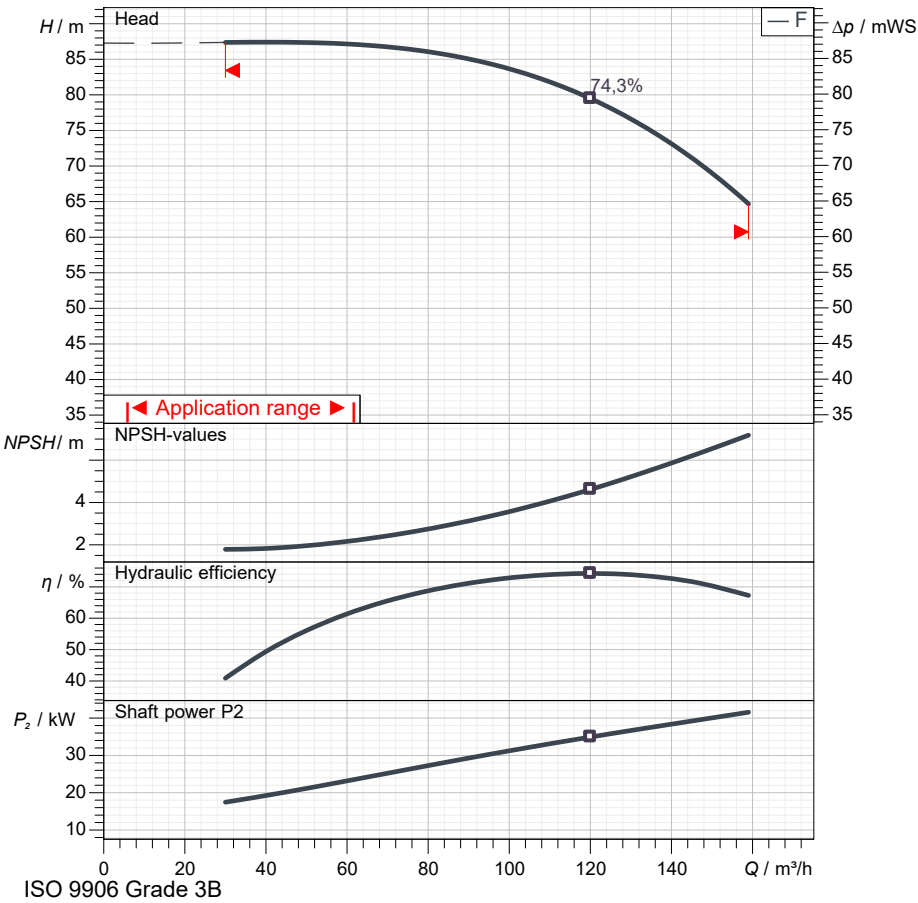
MEI ≥ 0,40

Pos.no	Description	Item no	Qty.	UP / €	TP / €
1	High efficiency centrifugal pump according to EN 733 (DIN 24255)				
2	Centrifugal pump: SN3E65-250-F-GR-TM-SS		1	Price on req.	Price on req.
3	<p>Pump bodies</p> <p>Horizontal single-stage centrifugal pump with axial inlet, scroll outlet with upwards delivery flange. Dimensions and performance according to EN 733 standards.</p> <p>Duty point Flow : / Head :</p> <p>Pump operating data Impeller diameter : 255 mm / Speed : 2.900 1/min Flow : / Head : Shaft power P2 : / Efficiency : Head (Q = 0) : 87,28 m</p> <p>Pump body : Cast iron Impeller : AISI 304 stainless steel Wear ring : Cast iron Support : Cast iron Bearing support : Cast iron Shaft : Stainless steel</p> <p>Max. solid contents : 60 g/m³ Max. water temperature : 90 °C Max. running time with Q=0 : 2 min</p>				
4	Shaft seal: Mechanical seal		1		
5	<p>Cover : Cast iron</p> <p>Spacer : Stainless steel</p> <p>Seal face : Graphite</p> <p>Seat : Ceramic</p> <p>Seal ring : NBR</p> <p>Spring : AISI 304 stainless steel</p>				
6	Bearing bracket: Grease lubrication		1		
7	Bearings lubrication : Graese				

Technical data

SN3E65-250-F-GR-TM-SS

MEI ≥ 0,40



Operating data specification	
Capacity	
Head	
Fluid	Pure water
Type of installation	<Single head pump>

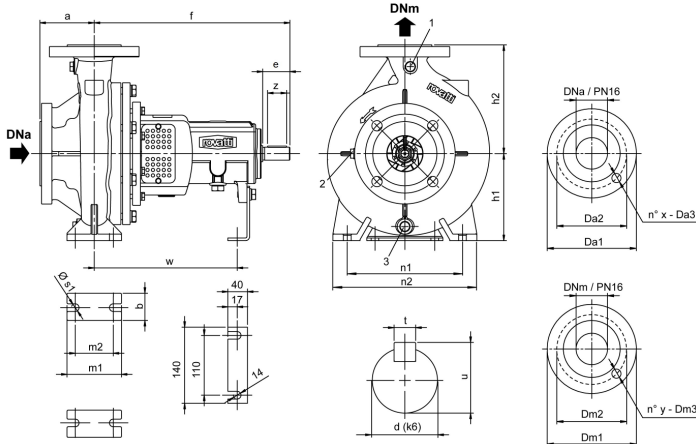
Pump operating data	
Design	SN3E65-250-F-GR-TM-SS
Impeller Ø	255 mm
Speed	2.900 1/min
Flow	
Head	
Shaft power P2	
Efficiency	
Head (Q=0)	87,3 m
Non return valve loss	

Electric motor technical data	
Design	
Rated power	
Frequency	
Number of poles	
Nominal speed	
Rated voltage	
Starting mode	
Rated current	
Insulation class	
Degree of protection	

Use limits	
Max N° startings/hour	
Max. running time with Q=0	2 min
Max. solids contents	60 g/m³
Max. pumped liquid temperature	90 °C
Maximum density	998 kg/m³
Maximum viscosity	1 mm²/s

Materials	
Pump body	Cast iron
Impeller	AISI 304 stainless steel
Wear ring	Cast iron
Support	Cast iron
Bearing support	Cast iron
Shaft	Stainless steel

Shaft seal	
Cover	Cast iron
Spacer	Stainless steel
Seal face	Graphite
Seat	Ceramic
Seal ring	NBR
Spring	AISI 304 stainless steel



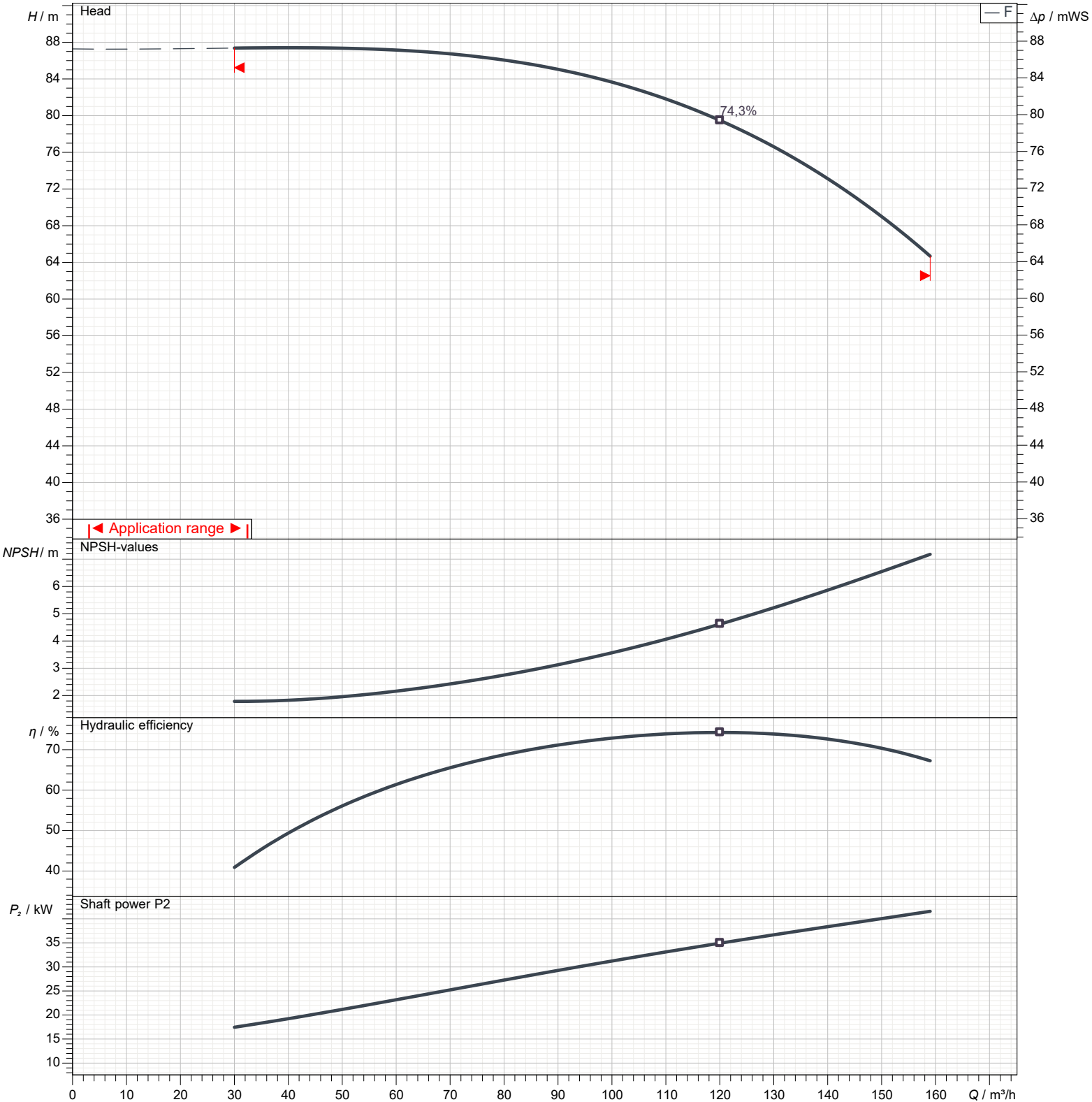
Dimensions in mm				Total weight				83 kg	
1	35-250	Dm2	145	m1	160	x	8		
a	100	Dm3	18	m2	120	y	4		
b	80	DNa	80	n1	280	z	60		
d	32	DNrr	65	n2	360				
Da1	200	e	80	s1	18				
Da2	160	f	470	t	10				
Da3	18	h1	200	u	35				
Dm1	185	h2	250	w	340				

Performance curves

SN3E65-250-F-GR-TM-SS

MEI ≥ 0,40

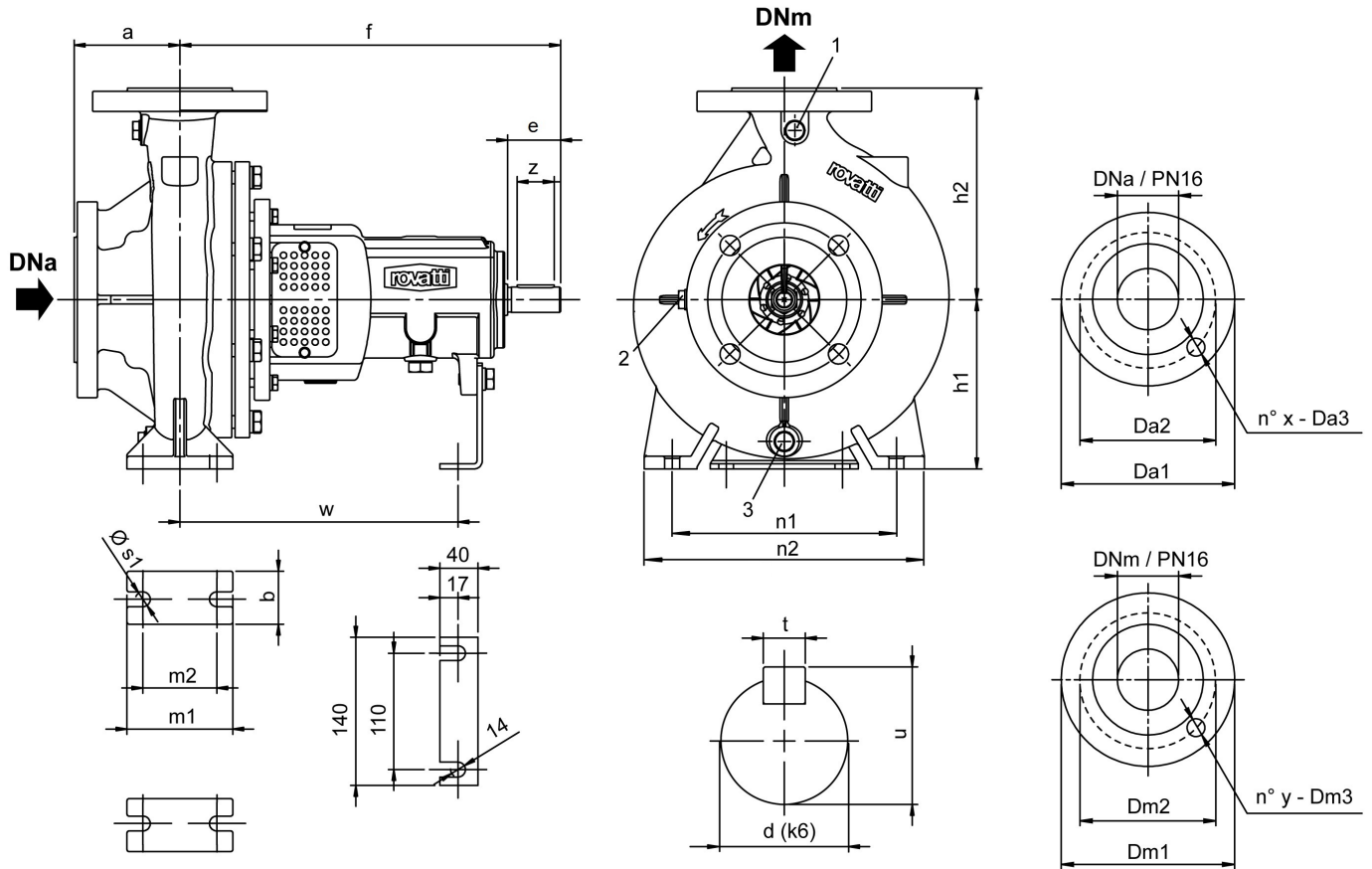
Performances				
Speed		2.900 1/min	Density	998 kg/m ³
Flow	Min.	30 m ³ /h	Viscosity	1 mm ² /s
	Max.	159 m ³ /h	Temperature	20 °C
Efficiency	Max.	120 m ³ /h	Tolerances	ISO 9906 Grade 3B



Types of installation

SN3E65-250-F-GR-TM-SS

MEI ≥ 0,40



Total weight		83 kg			Dimensions in mm	
1		65-250	t		10	
a		100	u		35	
b		80	w		340	
d		32	x		8	
Da1		200	y		4	
Da2		160	z		60	
Da3		18				
Dm1		185				
Dm2		145				
Dm3		18				
DNa		80				
DNm		65				
e		80				
f		470				
h1		200				
h2		250				
m1		160				
m2		120				
n1		280				
n2		360				
s1		18				