

Product description

SN1L65-200-F-GR-TM-GG

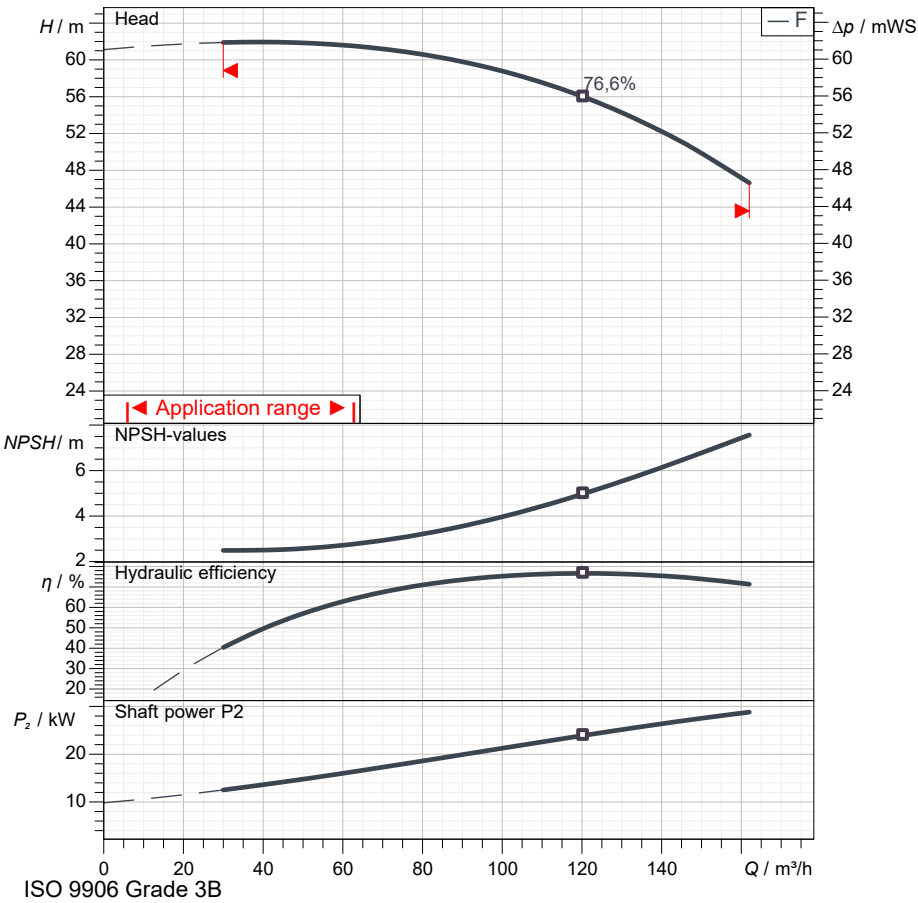
MEI ≥ 0,40

Pos.no	Description	Item no	Qty.	UP / €	TP / €
1	Centrifugal pump according to EN 733 (DIN 24255)				
2	Centrifugal pump: SN1L65-200-F-GR-TM-GG		1	Price on req.	Price on req.
3	<p>Pump bodies</p> <p>Horizontal single-stage centrifugal pump with axial inlet, scroll outlet with upwards delivery flange. Dimensions and performance according to EN 733 standards.</p> <p>Duty point</p> <p>Flow : / Head :</p> <p>Pump operating data</p> <p>Impeller diameter : 210 mm / Speed : 2.900 1/min</p> <p>Flow : / Head :</p> <p>Shaft power P2 : / Efficiency :</p> <p>Head (Q = 0) : 61,12 m</p> <p>Pump body : Cast iron</p> <p>Impeller : Cast iron + Cataphoresis</p> <p>Wear ring : Cast iron</p> <p>Support : Cast iron</p> <p>Bearing support : Cast iron</p> <p>Shaft : Stainless steel</p> <p>Max. solid contents : 60 g/m³</p> <p>Max. water temperature : 90 °C</p> <p>Max. running time with Q=0 : 2 min</p>				
4	Shaft seal: Mechanical seal		1		
5	<p>Spacer : Stainless steel</p> <p>Seal face : Graphite</p> <p>Seat : Ceramic</p> <p>Seal ring : NBR</p> <p>Spring : AISI 304 stainless steel</p>				
6	Bearing bracket: Grease lubrication		1		
7	Bearings lubrication : Graese				

Technical data

SN1L65-200-F-GR-TM-GG

MEI ≥ 0,40



Operating data specification	
Capacity	
Head	
Fluid	Clean water
Type of installation	<Single head pump>

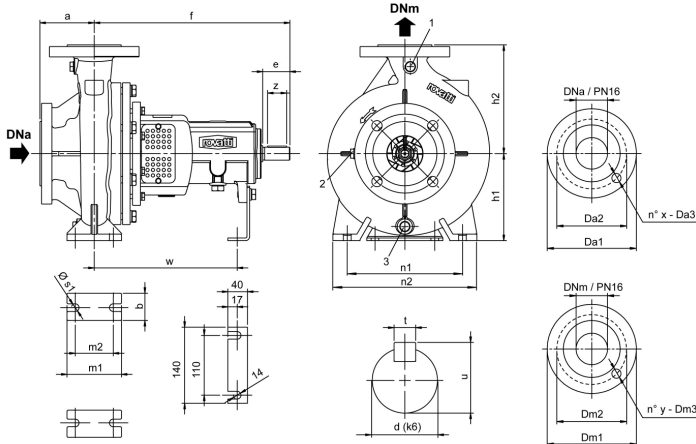
Pump operating data	
Design	SN1L65-200-F-GR-TM-GG
Impeller Ø	210 mm
Speed	2.900 1/min
Flow	
Head	
Shaft power P2	
Efficiency	
Head (Q=0)	61,1 m
Non return valve loss	

Electric motor technical data	
Design	
Rated power	
Frequency	
Number of poles	
Nominal speed	
Rated voltage	
Starting mode	
Rated current	
Insulation class	
Degree of protection	

Use limits	
Max N° startings/hour	
Max. running time with Q=0	2 min
Max. solids contents	60 g/m³
Max. pumped liquid temperature	90 °C
Maximum density	998 kg/m³
Maximum viscosity	1 mm²/s

Materials	
Pump body	Cast iron
Impeller	Cast iron + Cataphoresis
Wear ring	Cast iron
Support	Cast iron
Bearing support	Cast iron
Shaft	Stainless steel

Shaft seal	
Spacer	Stainless steel
Seal face	Graphite
Seat	Ceramic
Seal ring	NBR
Spring	AISI 304 stainless steel



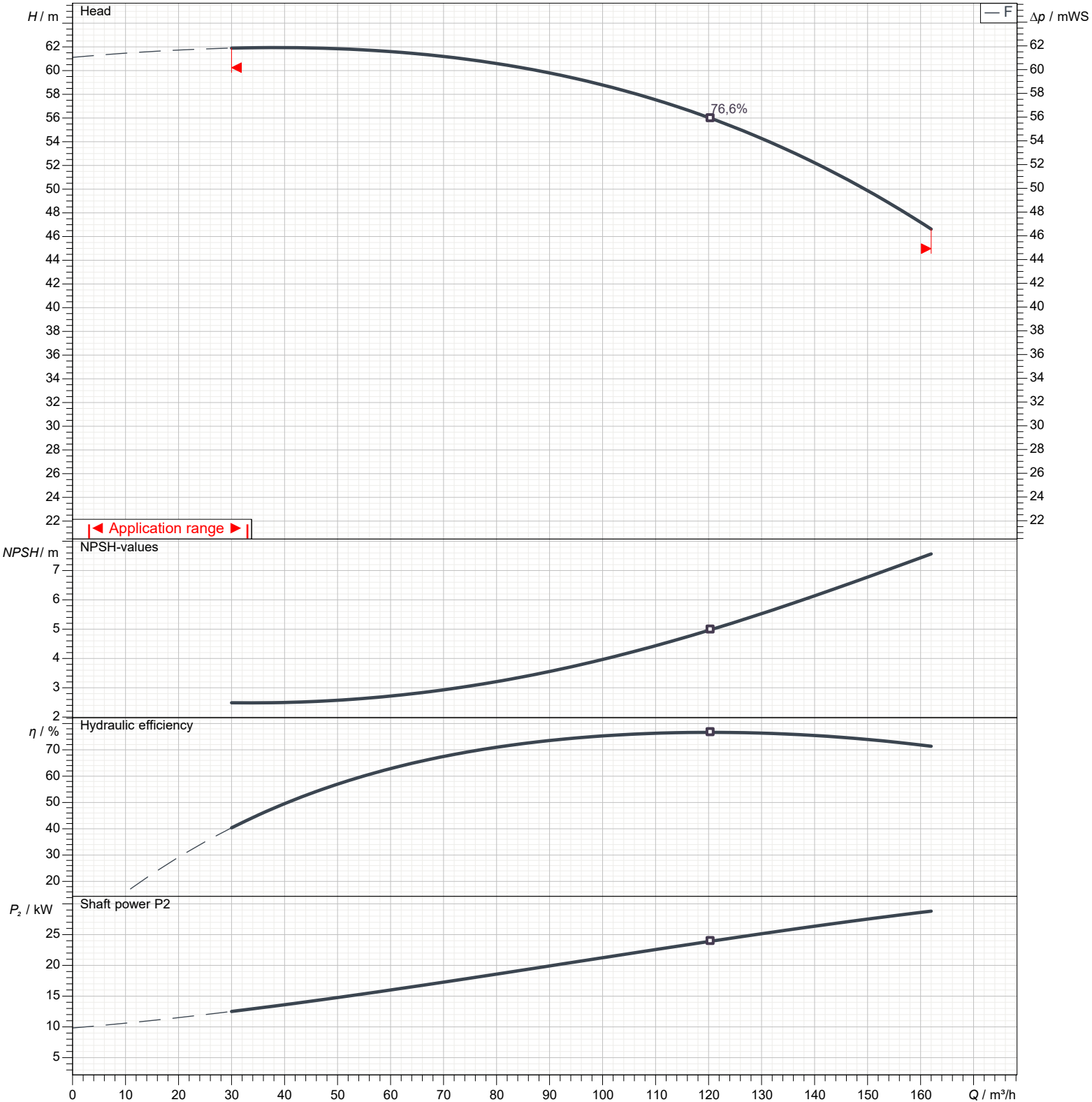
Dimensions in					mm			Total weight		51 kg	
1	35-200	Dm2	145	m1	125	x	8				
a	100	Dm3	18	m2	95	y	4				
b	65	DNa	80	n1	320	z	35				
d	24	DNrr	65	n2	250						
Da1	200	e	50	s1	14						
Da2	160	f	360	t	8						
Da3	18	h1	180	u	27						
Dm1	185	h2	225	w	260						

Performance curves

SN1L65-200-F-GR-TM-GG

MEI ≥ 0,40

Performances				
Speed		2.900 1/min	Density	998 kg/m ³
Flow	Min.	30 m ³ /h	Viscosity	1 mm ² /s
	Max.	162 m ³ /h	Temperature	20 °C
Efficiency	Max.	120 m ³ /h	Tolerances	ISO 9906 Grade 3B



Types of installation

SN1L65-200-F-GR-TM-GG

MEI ≥ 0,40



Total weight		51 kg			Dimensions in mm	
1		65-200	t		8	
a		100	u		27	
b		65	w		260	
d		24	x		8	
Da1		200	y		4	
Da2		160	z		35	
Da3		18				
Dm1		185				
Dm2		145				
Dm3		18				
DNa		80				
DNm		65				
e		50				
f		360				
h1		180				
h2		225				
m1		125				
m2		95				
n1		320				
n2		250				
s1		14				