

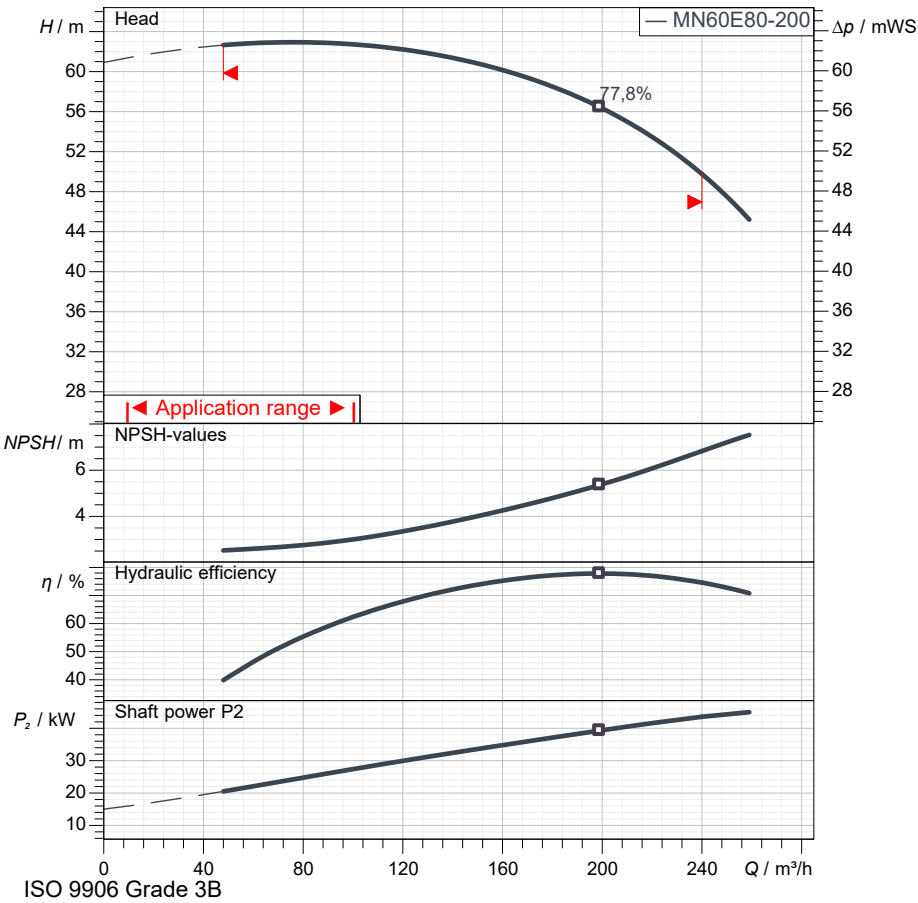
Product description

MN60E80-200-2P-50-TM-SS

Pos.no	Description	Item no	Qty.	UP / €	TP / €
1	Close-coupled electric pump according to EN 733 (DIN 24255)				
2	Centrifugal pump: MN60E80-200-2P-50-TM-SS		1	Price on req.	Price on req.
3	<p>Pump bodies</p> <p>Close-coupled electric pumps in compliance with EN 733 - DIN 24255 standards coupled to IEC standard electric motors through rigid coupling.</p> <p>Duty point</p> <p>Flow : / Head :</p> <p>Pump operating data</p> <p>Impeller diameter : 210 mm / Speed : 2.900 1/min</p> <p>Flow : / Head :</p> <p>Shaft power P2 : / Efficiency :</p> <p>Head (Q = 0) : 60,91 m</p> <p>Pump body : Cast iron</p> <p>Impeller : Stainless steel</p> <p>Wear ring : Cast iron</p> <p>Support : Cast iron</p> <p>Coupling : Cast iron</p> <p>Shaft : Stainless steel</p> <p>Max. solid contents : 40 g/m³</p> <p>Max. water temperature : 90 °C</p> <p>Max. running time with Q=0 : 2 min</p>				
4	Motor: IEC 60 - 2		1		
5	<p>Electric motor</p> <p>Three-phase IE3 asynchronous squirrel cage motor.</p> <p>Casing : Cast iron</p> <p>Protection : IP 55</p> <p>Insulation class : F</p> <p>Number of startings : max 5</p> <p>Max environment temperature : 40 °C</p> <p>Max altimetric level : 1000 m</p> <p>Weight : 324 kg</p> <p>Frequency : 50 Hz</p> <p>N. poles : 2</p> <p>P2 : 45 kW</p> <p>U : 400 V</p> <p>In 1/1 : 78,5 A</p> <p>EFF : 94 %</p> <p>CosPhi : 0,88</p>				
6	Shaft seal: Mechanical seal		1		
7	<p>Cover : Cast iron</p> <p>Spacer : Stainless steel</p> <p>Seal face : Graphite</p> <p>Seat : Ceramic</p> <p>Seal ring : NBR</p> <p>Spring : AISI 304 stainless steel</p>				

Technical data

MN60E80-200-2P-50-TM-SS



Operating data specification	
Capacity	
Head	
Fluid	Pure water
Type of installation	<Single head pump>

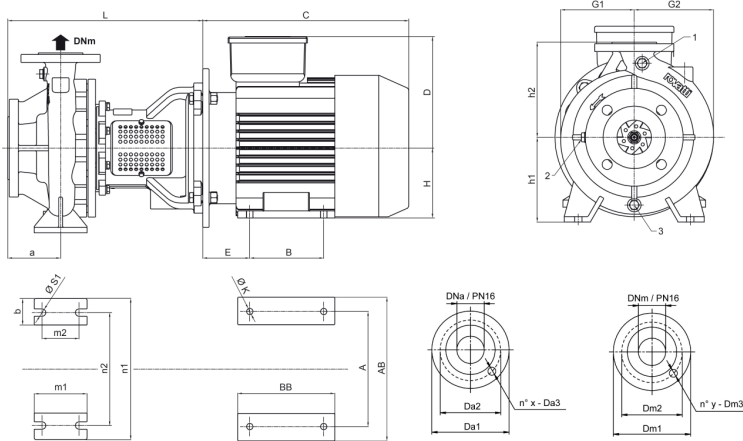
Pump operating data	
Design	MN60E80-200-2P-50-TM-SS
Impeller Ø	210 mm
Speed	2.900 1/min
Flow	
Head	
Shaft power P2	
Efficiency	
Head (Q=0)	60,9 m
Non return valve loss	

Electric motor technical data	
Design	IEC 60 - 2
Rated power	45 kW
Frequency	50 Hz
Number of poles	2
Nominal speed	2.900 1/min
Rated voltage	3~ 400 V
Starting mode	Direct starting
Rated current	78,5 A
Insulation class	F
Degree of protection	IP 55

Use limits	
Max N° startings/hour	5
Max. running time with Q=0	2 min
Max. solids contents	40 g/m ³
Max. pumped liquid temperature	90 °C
Maximum density	998 kg/m ³
Maximum viscosity	1 mm ² /s

Materials	
Pump body	Cast iron
Impeller	Stainless steel
Wear ring	Cast iron
Support	Cast iron
Coupling	Cast iron
Shaft	Stainless steel

Shaft seal	
Cover	Cast iron
Spacer	Stainless steel
Seal face	Graphite
Seat	Ceramic
Seal ring	NBR
Spring	AISI 304 stainless steel

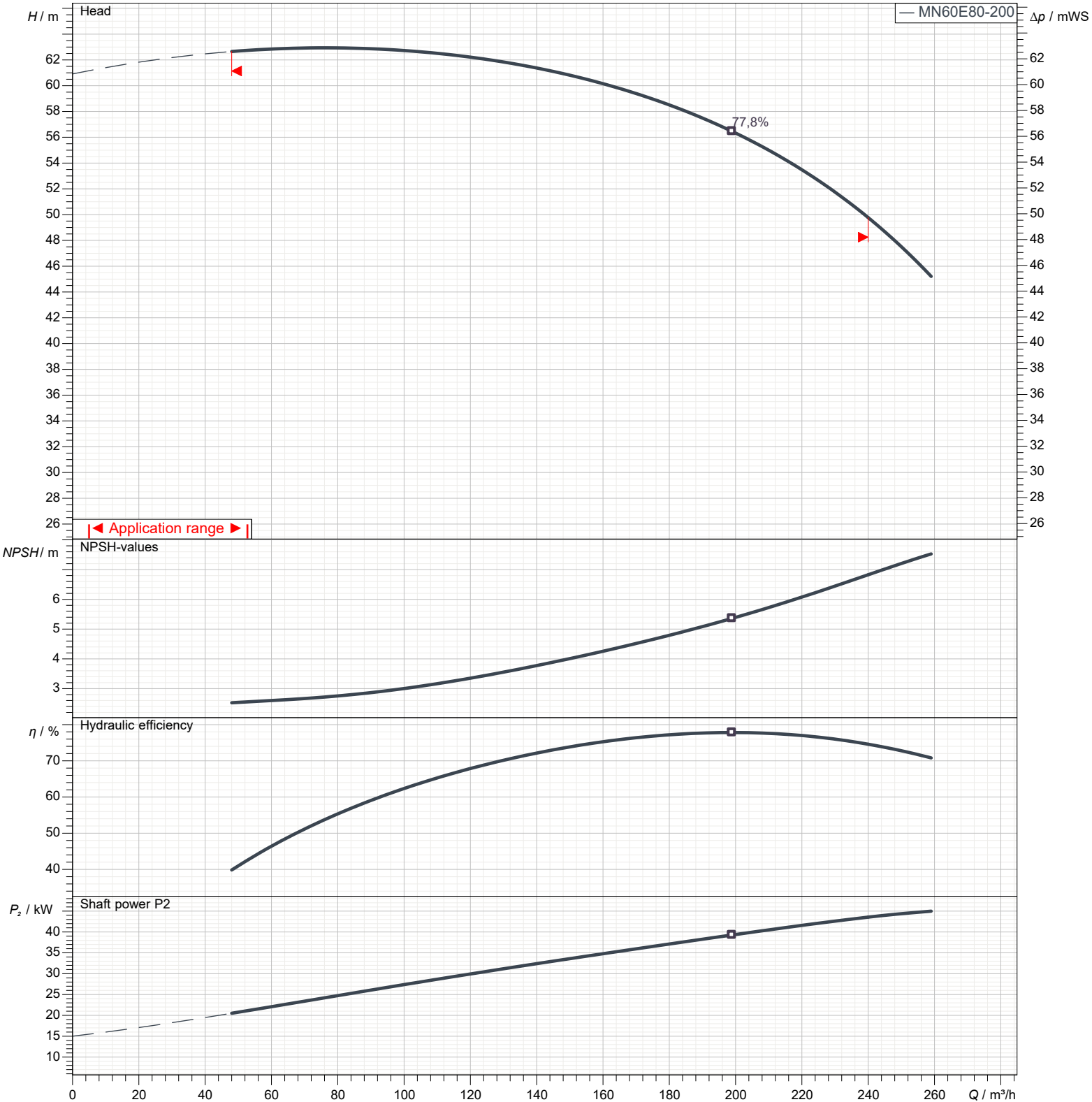


Dimensions in mm				Total weight				399 kg
a	125	Da1	220	E	149	m1	125	
A	356	Da2	180	G1	163	m2	95	
AB	435	Da3	18	G2	188	n1	345	
b	65	Dm1	200	H	225	n2	280	
B	311	Dm2	160	h1	180	s1	14	
BB	395	Dm3	18	h2	250	x	8	
C	705	DNa	100	K	19	y	8	
D	325	DNrr	80	L	457			

Performance curves

MN60E80-200-2P-50-TM-SS

Performances				
Speed		2.900 1/min	Density	998 kg/m ³
Flow	Min.	48 m ³ /h	Viscosity	1 mm ² /s
	Max.	240 m ³ /h	Temperature	20 °C
Efficiency	Max.	199 m ³ /h	Tolerances	ISO 9906 Grade 3B



Types of installation

MN60E80-200-2P-50-TM-SS



Total weight		399 kg		Dimensions in mm	
a	125	h2	250		
A	356	K	19		
AB	435	L	457		
b	65	m1	125		
B	311	m2	95		
BB	395	n1	345		
C	705	n2	280		
D	325	s1	14		
Da1	220	x	8		
Da2	180	y	8		
Da3	18				
Dm1	200				
Dm2	160				
Dm3	18				
DNa	100				
DNm	80				
E	149				
G1	163				
G2	188				
H	225				
h1	180				