

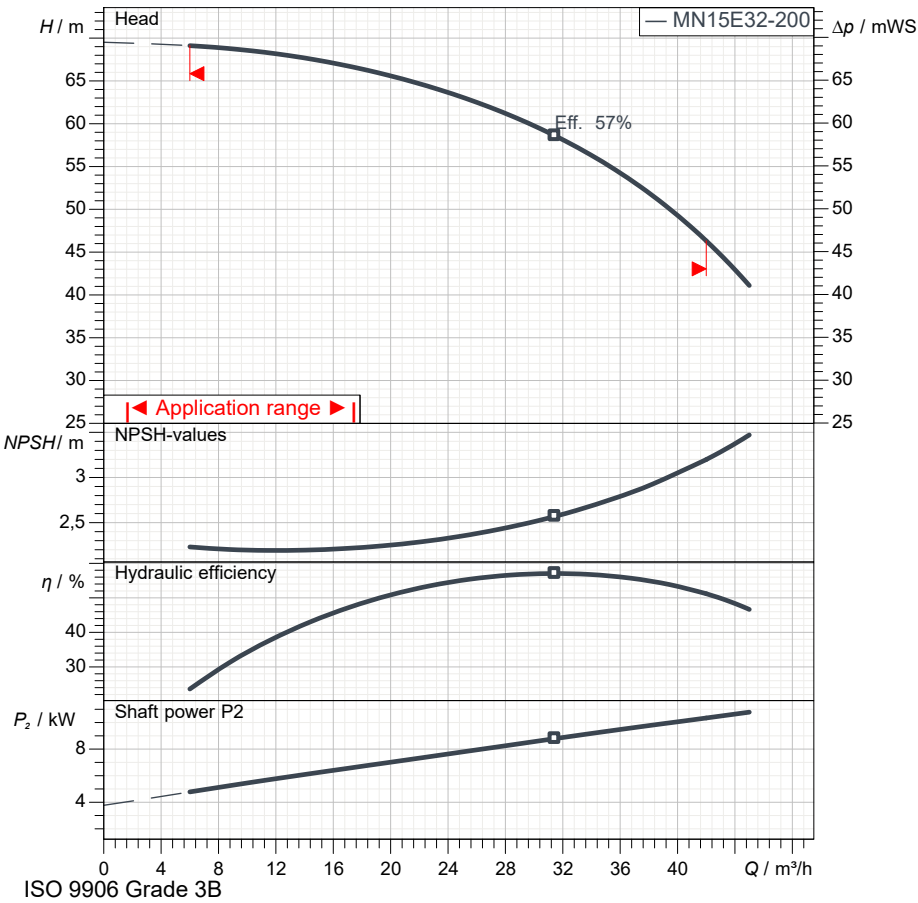
Product description

MN15E32-200-2P-50-TM-SS

| Pos.no | Description | Item no | Qty. | UP / € | TP / € |
|--------|--|---------|------|---------------|---------------|
| 1 | Close-coupled electric pump according to EN 733 (DIN 24255) | | | | |
| 2 | Centrifugal pump: MN15E32-200-2P-50-TM-SS | | 1 | Price on req. | Price on req. |
| 3 | <p>Pump bodies</p> <p>Close-coupled electric pumps in compliance with EN 733 - DIN 24255 standards coupled to IEC standard electric motors through rigid coupling.</p> <p>Duty point</p> <p>Flow : / Head :</p> <p>Pump operating data</p> <p>Impeller diameter : 218 mm / Speed : 2.900 1/min</p> <p>Flow : / Head :</p> <p>Shaft power P2 : / Efficiency :</p> <p>Head (Q = 0) : 69,52 m</p> <p>Pump body : Cast iron</p> <p>Impeller : Stainless steel</p> <p>Wear ring : Cast iron</p> <p>Support : Cast iron</p> <p>Coupling : Cast iron</p> <p>Shaft : Stainless steel</p> <p>Max. solid contents : 40 g/m³</p> <p>Max. water temperature : 90 °C</p> <p>Max. running time with Q=0 : 2 min</p> | | | | |
| 4 | Motor: IEC 15 - 2 | | 1 | | |
| 5 | <p>Electric motor</p> <p>Three-phase IE3 asynchronous squirrel cage motor.</p> <p>Casing : Cast iron</p> <p>Protection : IP 55</p> <p>Insulation class : F</p> <p>Number of startings : max 10</p> <p>Max environment temperature : 40 °C</p> <p>Max altimetric level : 1000 m</p> <p>Weight : 116 kg</p> <p>Frequency : 50 Hz</p> <p>N. poles : 2</p> <p>P2 : 11 kW</p> <p>U : 400 V</p> <p>In 1/1 : 19,3 A</p> <p>EFF : 91,2 %</p> <p>CosPhi : 0,9</p> | | | | |
| 6 | Shaft seal: Mechanical seal | | 1 | | |
| 7 | <p>Cover : Cast iron</p> <p>Spacer : Stainless steel</p> <p>Seal face : Graphite</p> <p>Seat : Ceramic</p> <p>Seal ring : NBR</p> <p>Spring : AISI 304 stainless steel</p> | | | | |

Technical data

MN15E32-200-2P-50-TM-SS



| Operating data specification | |
|------------------------------|--------------------|
| Capacity | |
| Head | |
| Fluid | Pure water |
| Type of installation | <Single head pump> |

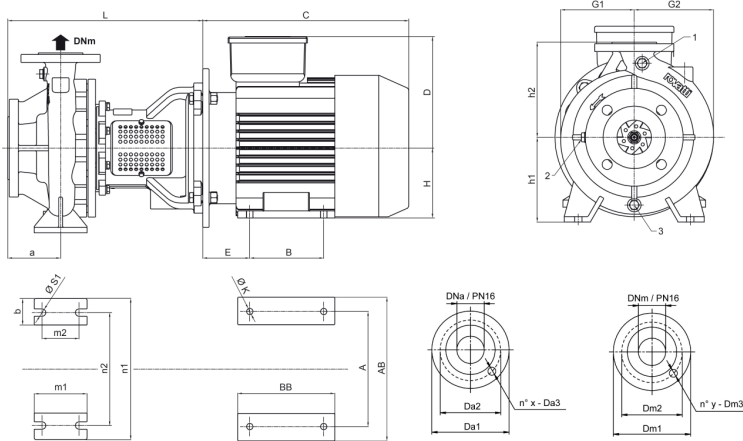
| Pump operating data | |
|-----------------------|-------------------------|
| Design | MN15E32-200-2P-50-TM-SS |
| Impeller Ø | 218 mm |
| Speed | 2.900 1/min |
| Flow | |
| Head | |
| Shaft power P2 | |
| Efficiency | |
| Head (Q=0) | 69,5 m |
| Non return valve loss | |

| Electric motor technical data | |
|-------------------------------|-----------------|
| Design | IEC 15 - 2 |
| Rated power | 11 kW |
| Frequency | 50 Hz |
| Number of poles | 2 |
| Nominal speed | 2.900 1/min |
| Rated voltage | 3~ 400 V |
| Starting mode | Direct starting |
| Rated current | 19,3 A |
| Insulation class | F |
| Degree of protection | IP 55 |

| Use limits | |
|--------------------------------|-----------------------|
| Max N° startings/hour | 10 |
| Max. running time with Q=0 | 2 min |
| Max. solids contents | 40 g/m ³ |
| Max. pumped liquid temperature | 90 °C |
| Maximum density | 998 kg/m ³ |
| Maximum viscosity | 1 mm ² /s |

| Materials | |
|-----------|-----------------|
| Pump body | Cast iron |
| Impeller | Stainless steel |
| Wear ring | Cast iron |
| Support | Cast iron |
| Coupling | Cast iron |
| Shaft | Stainless steel |

| Shaft seal | |
|------------|--------------------------|
| Cover | Cast iron |
| Spacer | Stainless steel |
| Seal face | Graphite |
| Seat | Ceramic |
| Seal ring | NBR |
| Spring | AISI 304 stainless steel |

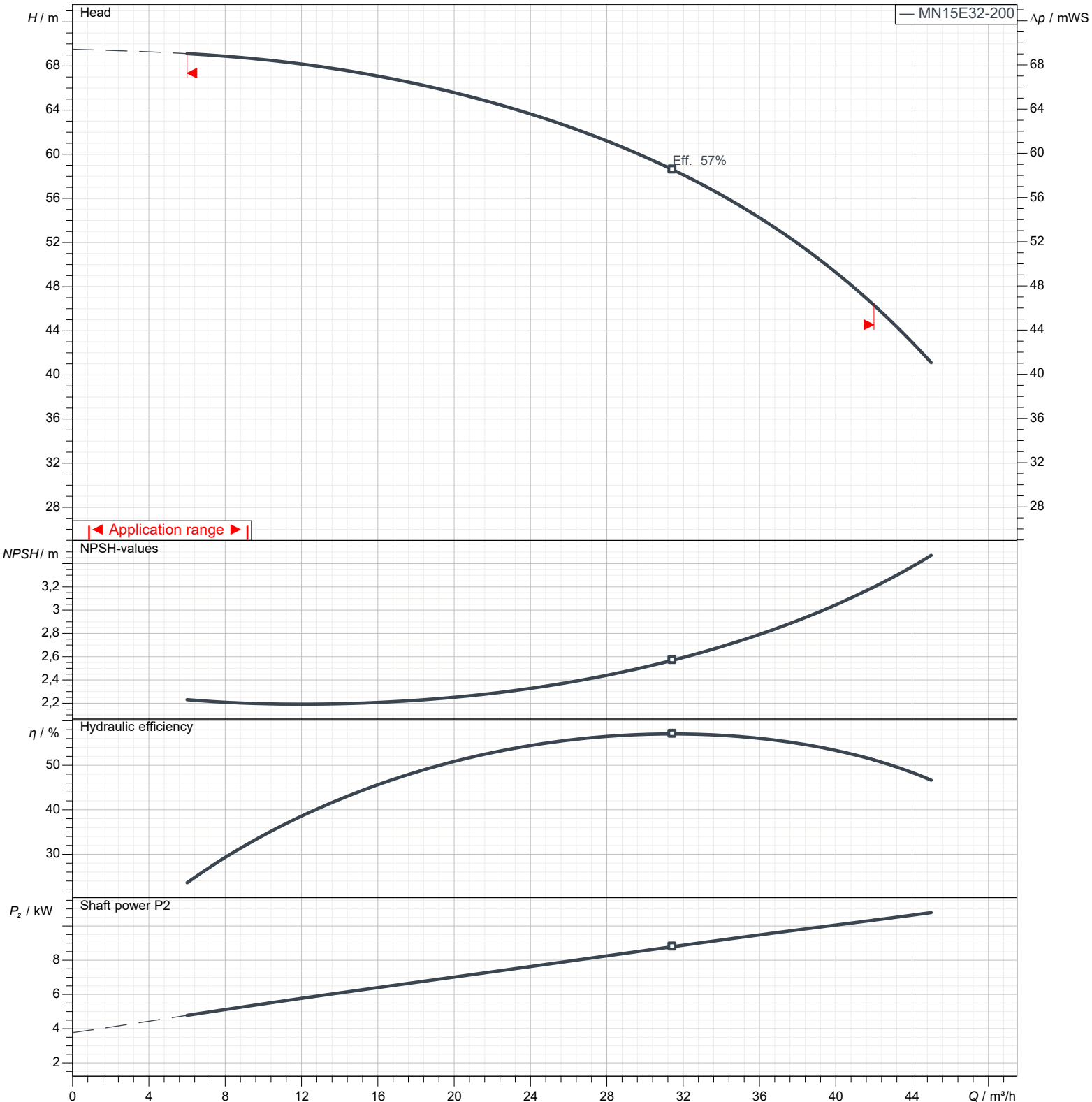


| Dimensions in | | mm | | Total weight | | 164 kg | |
|---------------|-----|------|-----|--------------|-----|--------|-----|
| a | 80 | Da1 | 165 | E | 108 | m1 | 100 |
| A | 254 | Da2 | 125 | G1 | 135 | m2 | 70 |
| AB | 315 | Da3 | 18 | G2 | 143 | n1 | 240 |
| b | 50 | Dm1 | 140 | H | 160 | n2 | 190 |
| B | 210 | Dm2 | 100 | h1 | 160 | s1 | 14 |
| BB | 260 | Dm3 | 18 | h2 | 180 | x | 4 |
| C | 510 | DNa | 50 | K | 15 | y | 4 |
| D | 250 | DNrr | 32 | L | 387 | | |

Performance curves

MN15E32-200-2P-50-TM-SS

| Performances | | | | |
|--------------|------|------------------------|-------------|-----------------------|
| Speed | | 2.900 1/min | Density | 998 kg/m ³ |
| Flow | Min. | 6 m ³ /h | Viscosity | 1 mm ² /s |
| | Max. | 42 m ³ /h | Temperature | 20 °C |
| Efficiency | Max. | 31,4 m ³ /h | Tolerances | ISO 9906 Grade 3B |



Types of installation

MN15E32-200-2P-50-TM-SS



| Total weight | | 164 kg | | Dimensions in mm | |
|--------------|-----|--------|-----|------------------|--|
| a | 80 | h2 | 180 | | |
| A | 254 | K | 15 | | |
| AB | 315 | L | 387 | | |
| b | 50 | m1 | 100 | | |
| B | 210 | m2 | 70 | | |
| BB | 260 | n1 | 240 | | |
| C | 510 | n2 | 190 | | |
| D | 250 | s1 | 14 | | |
| Da1 | 165 | x | 4 | | |
| Da2 | 125 | y | 4 | | |
| Da3 | 18 | | | | |
| Dm1 | 140 | | | | |
| Dm2 | 100 | | | | |
| Dm3 | 18 | | | | |
| DNa | 50 | | | | |
| DNm | 32 | | | | |
| E | 108 | | | | |
| G1 | 135 | | | | |
| G2 | 143 | | | | |
| H | 160 | | | | |
| h1 | 160 | | | | |