

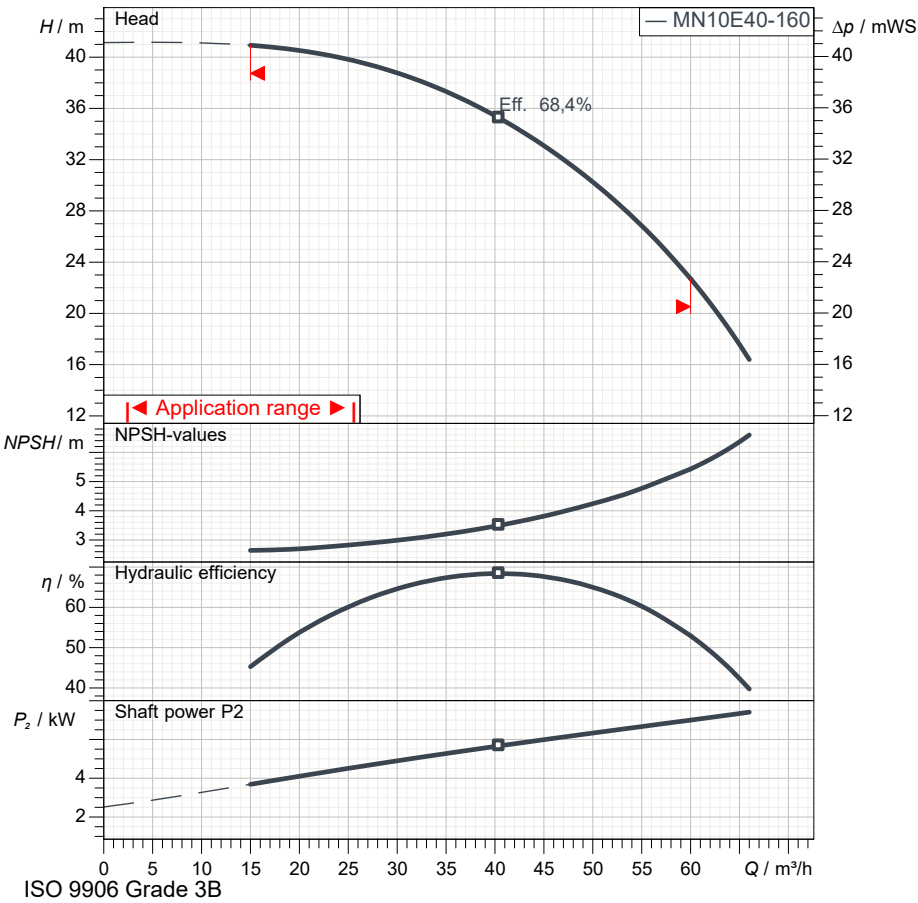
Product description

MN10E40-160-2P-50-TM-SS

Pos.no	Description	Item no	Qty.	UP / €	TP / €
1	Close-coupled electric pump according to EN 733 (DIN 24255)				
2	Centrifugal pump: MN10E40-160-2P-50-TM-SS		1	Price on req.	Price on req.
3	<p>Pump bodies</p> <p>Close-coupled electric pumps in compliance with EN 733 - DIN 24255 standards coupled to IEC standard electric motors through rigid coupling.</p> <p>Duty point</p> <p>Flow : / Head :</p> <p>Pump operating data</p> <p>Impeller diameter : 171 mm / Speed : 2.900 1/min</p> <p>Flow : / Head :</p> <p>Shaft power P2 : / Efficiency :</p> <p>Head (Q = 0) : 41,14 m</p> <p>Pump body : Cast iron</p> <p>Impeller : Stainless steel</p> <p>Wear ring : Cast iron</p> <p>Support : Cast iron</p> <p>Coupling : Cast iron</p> <p>Shaft : Stainless steel</p> <p>Max. solid contents : 40 g/m³</p> <p>Max. water temperature : 90 °C</p> <p>Max. running time with Q=0 : 2 min</p>				
4	Motor: IEC 10 - 2		1		
5	<p>Electric motor</p> <p>Three-phase IE3 asynchronous squirrel cage motor.</p> <p>Casing : Aluminium</p> <p>Protection : IP 55</p> <p>Insulation class : F</p> <p>Number of startings : max 10</p> <p>Max environment temperature : 40 °C</p> <p>Max altimetric level : 1000 m</p> <p>Weight : 49 kg</p> <p>Frequency : 50 Hz</p> <p>N. poles : 2</p> <p>P2 : 7,5 kW</p> <p>U : 400 V</p> <p>In 1/1 : 13,7 A</p> <p>EFF : 90,1 %</p> <p>CosPhi : 0,88</p>				
6	Shaft seal: Mechanical seal		1		
7	<p>Cover : Cast iron</p> <p>Spacer : Stainless steel</p> <p>Seal face : Graphite</p> <p>Seat : Ceramic</p> <p>Seal ring : NBR</p> <p>Spring : AISI 304 stainless steel</p>				

Technical data

MN10E40-160-2P-50-TM-SS



Operating data specification	
Capacity	
Head	
Fluid	Pure water
Type of installation	<Single head pump>

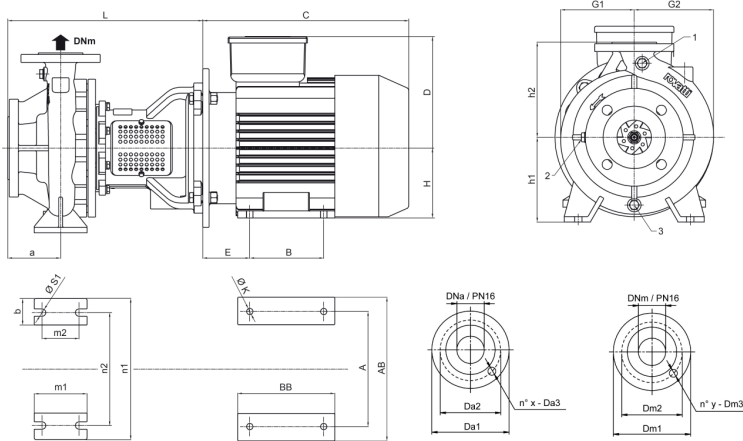
Pump operating data	
Design	MN10E40-160-2P-50-TM-SS
Impeller Ø	171 mm
Speed	2.900 1/min
Flow	
Head	
Shaft power P2	
Efficiency	
Head (Q=0)	41,1 m
Non return valve loss	

Electric motor technical data	
Design	IEC 10 - 2
Rated power	7,5 kW
Frequency	50 Hz
Number of poles	2
Nominal speed	2.900 1/min
Rated voltage	3~ 400 V
Starting mode	Direct starting
Rated current	13,7 A
Insulation class	F
Degree of protection	IP 55

Use limits	
Max N° startings/hour	10
Max. running time with Q=0	2 min
Max. solids contents	40 g/m³
Max. pumped liquid temperature	90 °C
Maximum density	998 kg/m³
Maximum viscosity	1 mm²/s

Materials	
Pump body	Cast iron
Impeller	Stainless steel
Wear ring	Cast iron
Support	Cast iron
Coupling	Cast iron
Shaft	Stainless steel

Shaft seal	
Cover	Cast iron
Spacer	Stainless steel
Seal face	Graphite
Seat	Ceramic
Seal ring	NBR
Spring	AISI 304 stainless steel

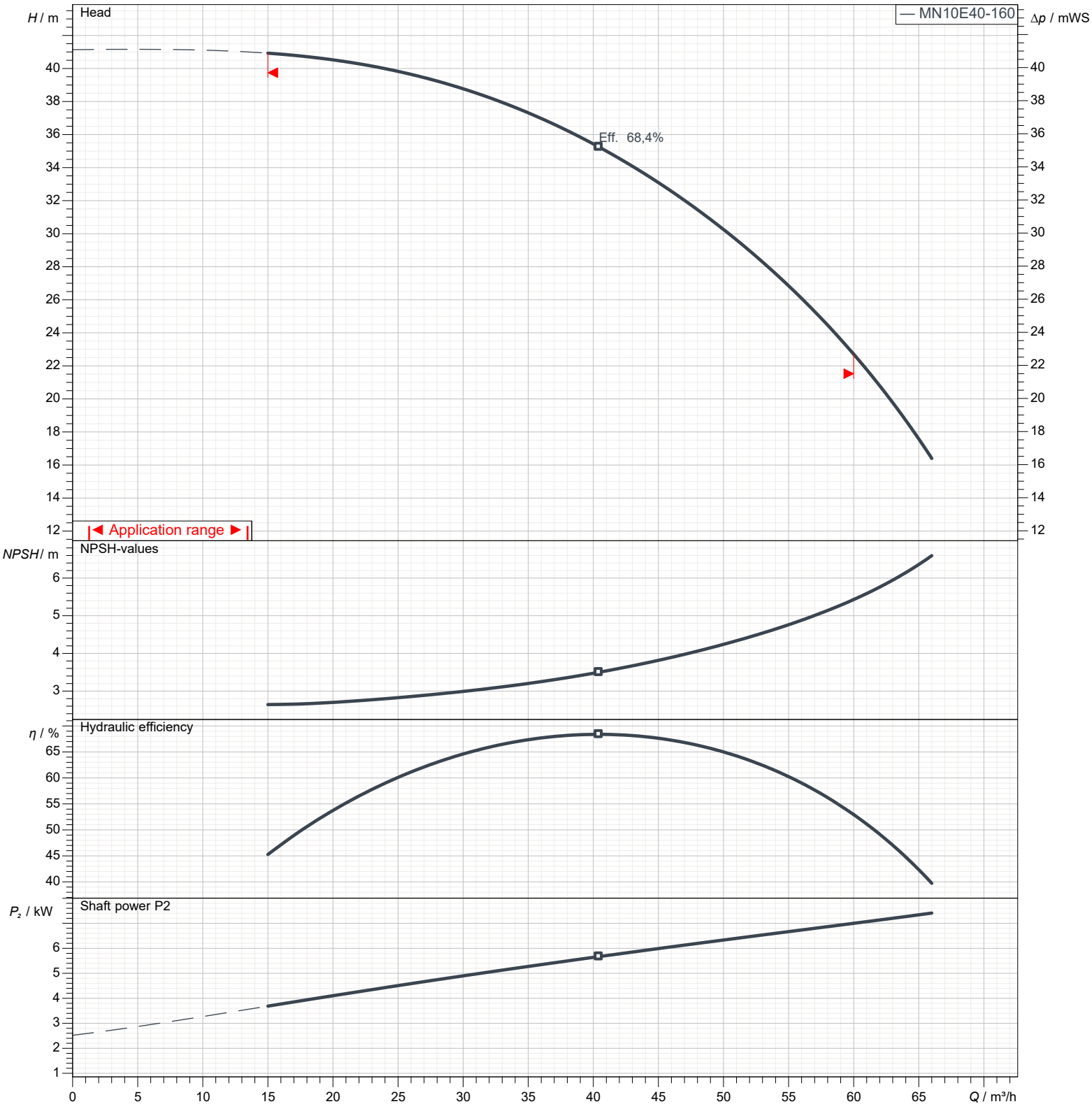


Dimensions in		mm		Total weight		87 kg	
a	80	Da1	185	E	89	m1	100
A	216	Da2	145	G1	118	m2	70
AB	265	Da3	18	G2	130	n1	240
b	50	Dm1	150	H	132	n2	190
B	140	Dm2	110	h1	132	s1	14
BB	190	Dm3	18	h2	160	x	4
C	373	DNa	65	K	12	y	4
D	192	DNrr	40	L	349		

Performance curves

MN10E40-160-2P-50-TM-SS

Performances				
Speed		2.900 1/min	Density	998 kg/m ³
Flow	Min.	15 m ³ /h	Viscosity	1 mm ² /s
	Max.	60 m ³ /h	Temperature	20 °C
Efficiency	Max.	40,4 m ³ /h	Tolerances	ISO 9906 Grade 3B



Types of installation

MN10E40-160-2P-50-TM-SS



Total weight		87 kg		Dimensions in mm	
a	80	h2	160		
A	216	K	12		
AB	265	L	349		
b	50	m1	100		
B	140	m2	70		
BB	190	n1	240		
C	373	n2	190		
D	192	s1	14		
Da1	185	x	4		
Da2	145	y	4		
Da3	18				
Dm1	150				
Dm2	110				
Dm3	18				
DNa	65				
DNm	40				
E	89				
G1	118				
G2	130				
H	132				
h1	132				