

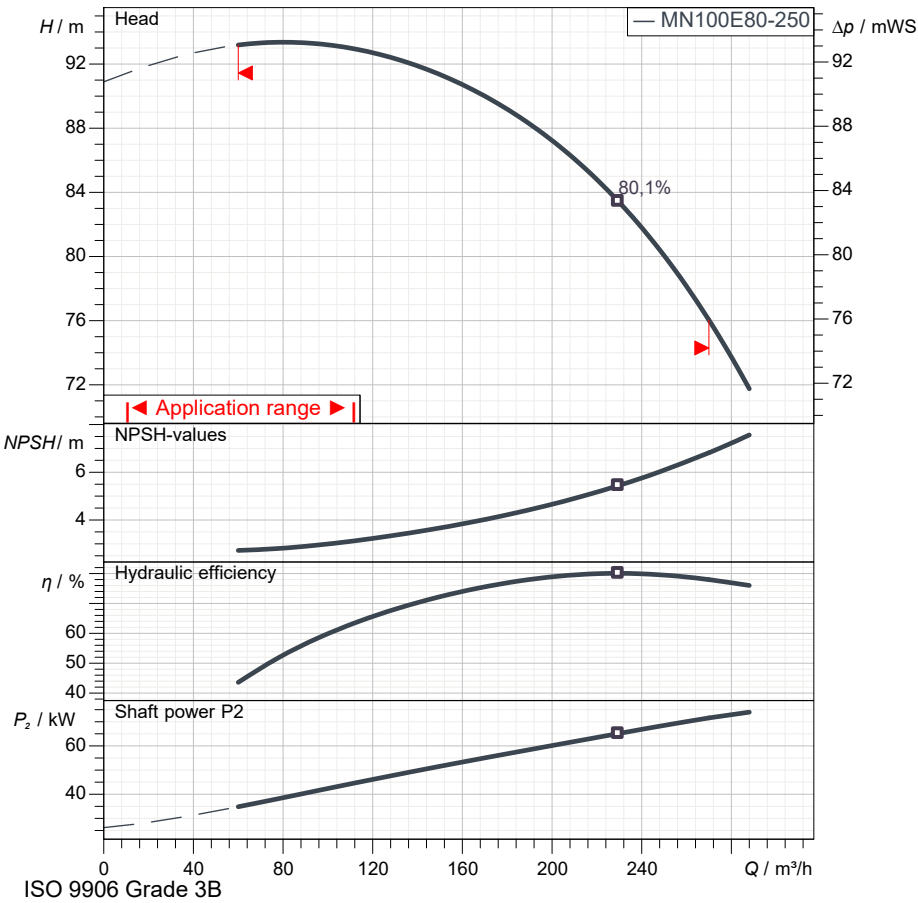
Product description

MN100E80-250-2P-50-TM-SS

Pos.no	Description	Item no	Qty.	UP / €	TP / €
1	Close-coupled electric pump according to EN 733 (DIN 24255)				
2	Centrifugal pump: MN100E80-250-2P-50-TM-SS		1	Price on req.	Price on req.
3	<p>Pump bodies</p> <p>Close-coupled electric pumps in compliance with EN 733 - DIN 24255 standards coupled to IEC standard electric motors through rigid coupling.</p> <p>Duty point</p> <p>Flow : / Head :</p> <p>Pump operating data</p> <p>Impeller diameter : 252 mm / Speed : 2.900 1/min</p> <p>Flow : / Head :</p> <p>Shaft power P2 : / Efficiency :</p> <p>Head (Q = 0) : 90,89 m</p> <p>Pump body : Cast iron</p> <p>Impeller : Stainless steel</p> <p>Wear ring : Cast iron</p> <p>Support : Cast iron</p> <p>Coupling : Cast iron</p> <p>Shaft : Stainless steel</p> <p>Max. solid contents : 40 g/m³</p> <p>Max. water temperature : 90 °C</p> <p>Max. running time with Q=0 : 2 min</p>				
4	Motor: IEC 100 - 2		1		
5	<p>Electric motor</p> <p>Three-phase IE3 asynchronous squirrel cage motor.</p> <p>Casing : Cast iron</p> <p>Protection : IP 55</p> <p>Insulation class : F</p> <p>Number of startings : max 4</p> <p>Max environment temperature : 40 °C</p> <p>Max altimetric level : 1000 m</p> <p>Weight : 533 kg</p> <p>Frequency : 50 Hz</p> <p>N. poles : 2</p> <p>P2 : 75 kW</p> <p>U : 400 V</p> <p>In 1/1 : 127 A</p> <p>EFF : 94,7 %</p> <p>CosPhi : 0,9</p>				
6	Shaft seal: Mechanical seal		1		
7	<p>Cover : Cast iron</p> <p>Spacer : Stainless steel</p> <p>Seal face : Graphite</p> <p>Seat : Ceramic</p> <p>Seal ring : NBR</p> <p>Spring : AISI 304 stainless steel</p>				

Technical data

MN100E80-250-2P-50-TM-SS



Operating data specification	
Capacity	
Head	
Fluid	Pure water
Type of installation	<Single head pump>

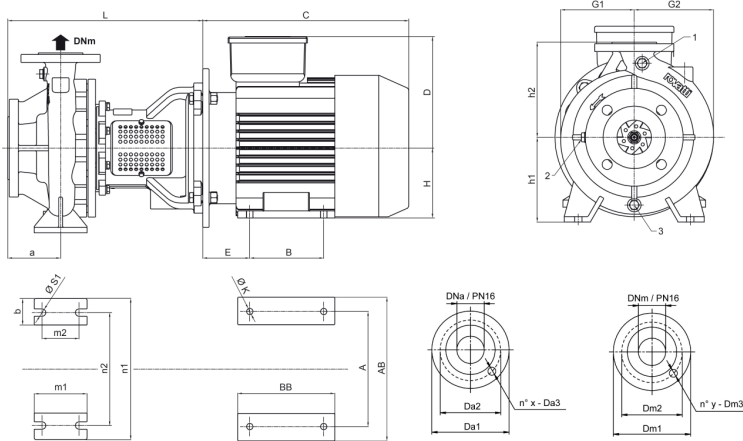
Pump operating data	
Design	MN100E80-250-2P-50-TM-S
Impeller Ø	252 mm
Speed	2.900 1/min
Flow	
Head	
Shaft power P2	
Efficiency	
Head (Q=0)	90,9 m
Non return valve loss	

Electric motor technical data	
Design	IEC 100 - 2
Rated power	75 kW
Frequency	50 Hz
Number of poles	2
Nominal speed	2.900 1/min
Rated voltage	3~ 400 V
Starting mode	Direct starting
Rated current	127 A
Insulation class	F
Degree of protection	IP 55

Use limits	
Max N° startings/hour	4
Max. running time with Q=0	2 min
Max. solids contents	40 g/m ³
Max. pumped liquid temperature	90 °C
Maximum density	998 kg/m ³
Maximum viscosity	1 mm ² /s

Materials	
Pump body	Cast iron
Impeller	Stainless steel
Wear ring	Cast iron
Support	Cast iron
Coupling	Cast iron
Shaft	Stainless steel

Shaft seal	
Cover	Cast iron
Spacer	Stainless steel
Seal face	Graphite
Seat	Ceramic
Seal ring	NBR
Spring	AISI 304 stainless steel

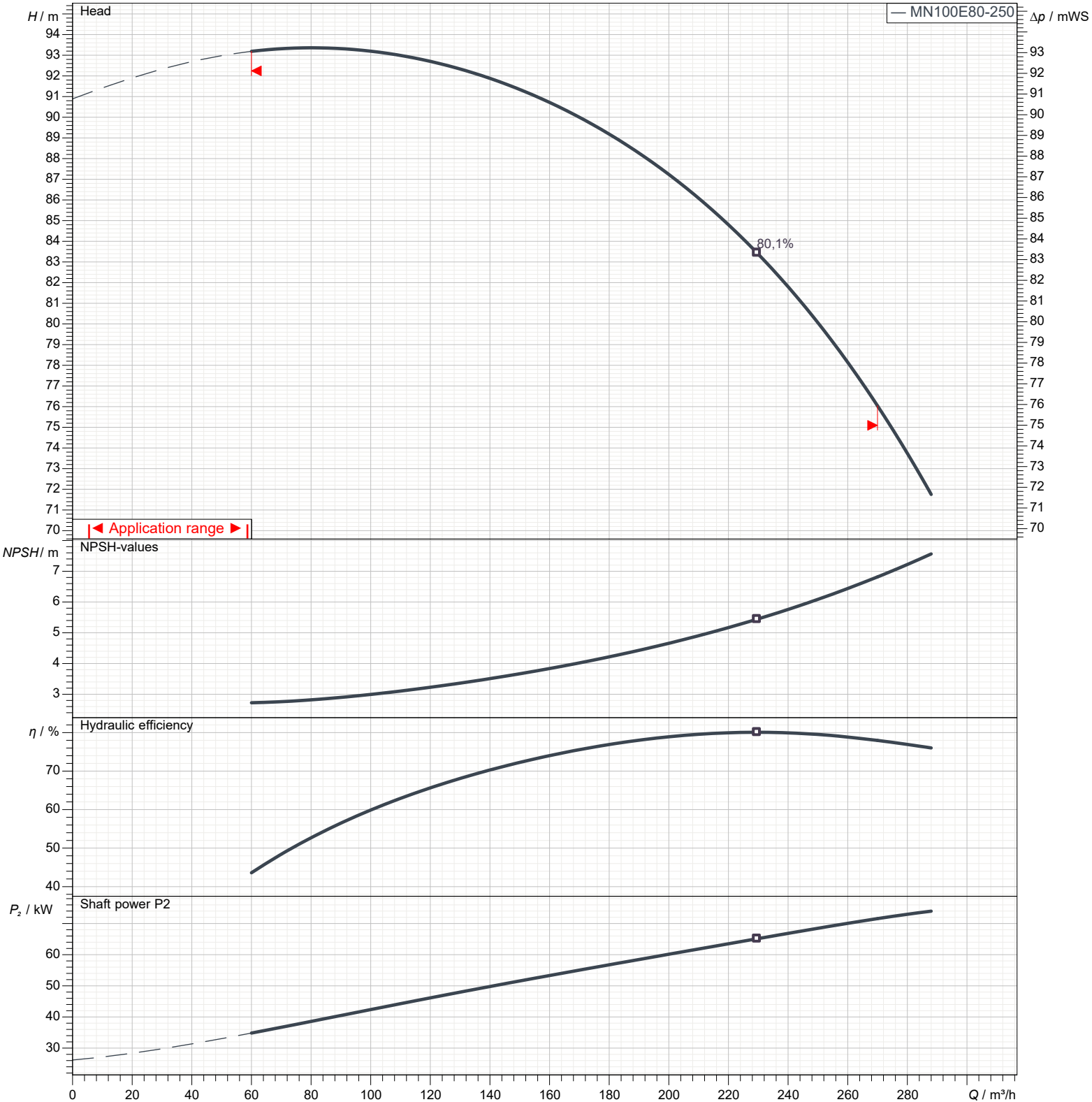


Dimensions in		mm		Total weight		639 kg	
a	125	Da1	220	E	190	m1	160
A	457	Da2	180	G1	185	m2	120
AB	545	Da3	18	G2	211	n1	400
b	80	Dm1	200	H	280	n2	315
B	368	Dm2	160	h1	200	s1	19
BB	490	Dm3	18	h2	280	x	8
C	845	DNa	100	K	24	y	8
D	405	DNrr	80	L	487		

Performance curves

MN100E80-250-2P-50-TM-SS

Performances				
Speed		2.900 1/min	Density	998 kg/m ³
Flow	Min.	60 m ³ /h	Viscosity	1 mm ² /s
	Max.	270 m ³ /h	Temperature	20 °C
Efficiency	Max.	230 m ³ /h	Tolerances	ISO 9906 Grade 3B



Types of installation

MN100E80-250-2P-50-TM-SS



Total weight		639 kg		Dimensions in mm	
a	125	h2	280		
A	457	K	24		
AB	545	L	487		
b	80	m1	160		
B	368	m2	120		
BB	490	n1	400		
C	845	n2	315		
D	405	s1	19		
Da1	220	x	8		
Da2	180	y	8		
Da3	18				
Dm1	200				
Dm2	160				
Dm3	18				
DNa	100				
DNm	80				
E	190				
G1	185				
G2	211				
H	280				
h1	200				